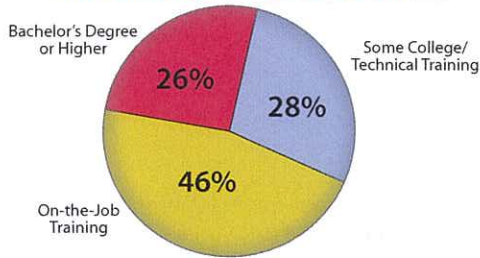




# Career and Technical Education in Illinois Fact Sheet 2011

## 21st Century Jobs Require Lifelong Learning

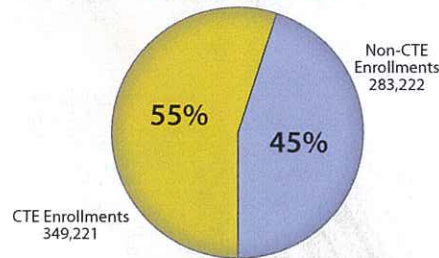
Educational Requirements for Jobs in 2014



Source: U.S. Bureau of Labor Statistics — Occupational Projection and Training Data 2006—2007

## CTE Serves the Majority of High School Students Annually

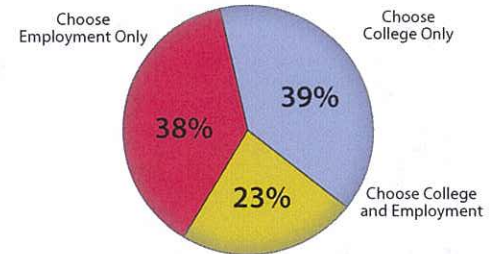
Total Enrollments: 632,443



Source: ISBE/ASIS School Year 2009—2010

## CTE Students Demonstrate the Skills Needed for College and Employment/Careers

62% were enrolled in college, 61% were employed



Source: ISBE Study of 18,985 CTE training-level graduates Class of 2008

## Illinois Occupational Projections 2008–2018<sup>1</sup>

| General Field  | Occupation                                      | Annual Entry Wage | Annual Median Wage |
|--|---|-------------------|--------------------|
| <b>Health Science Technology</b>                           | Medical/Clinical Lab Technician/Technologists   | \$27,336–\$36,960 | \$38,475–\$51,623  |
|  | Nursing Aides, Orderlies, & Attendants          | \$19,194          | \$23,893           |
|  | Licensed Practical & Licensed Vocational Nurses | \$32,233          | \$41,851           |
|  | Emergency Medical Technicians & Paramedics      | \$20,834          | \$30,615–\$46,036  |
| <b>Family &amp; Consumer Sciences</b>                      | Culinary: Food Preparers & Chefs & Head Cooks   | \$16,711–\$19,084 | \$18,435–\$33,126  |
|  | Child Care Workers                              | \$17,522          | \$20,684           |
|  | Fashion Merchandising & Display Designers       | \$20,697–\$30,238 | \$28,388–\$60,998  |
|  | Personal & Home Care Aides                      | \$17,020          | \$18,743           |
| <b>Business, Marketing &amp; Computer Education</b>        | Claims Adjusters, Examiners, & Investigators    | \$39,954          | \$60,696           |
|  | Counter & Rental Clerks                         | \$16,707          | \$19,529           |
|  | Bookkeeping, Accounting, & Auditing Clerks      | \$24,662          | \$34,728           |
|  | Payroll & Timekeeping Clerks                    | \$27,626          | \$37,860           |
| <b>Agricultural Education</b>                              | Farm, Ranch, & Other Agricultural Managers      | \$29,098          | \$30,771–\$49,838  |
|  | Landscapers & Groundskeepers                    | \$18,603          | \$24,338           |
|  | Pesticide Handlers, Sprayers, & Appliers        | \$19,964          | \$29,291           |
|  | Landscape, Lawn Service, & Grounds Managers     | \$28,470          | \$41,855           |
| <b>Technology &amp; Engineering Education (Industrial)</b> | Engineering Technicians (Except Drafters)       | \$37,515          | \$59,016           |
|  | Graphic Designers                               | \$29,964          | \$44,437           |
|  | Automotive Service Technicians & Mechanics      | \$24,175          | \$38,562           |
|  | Carpenters                                      | \$34,305          | \$60,796           |

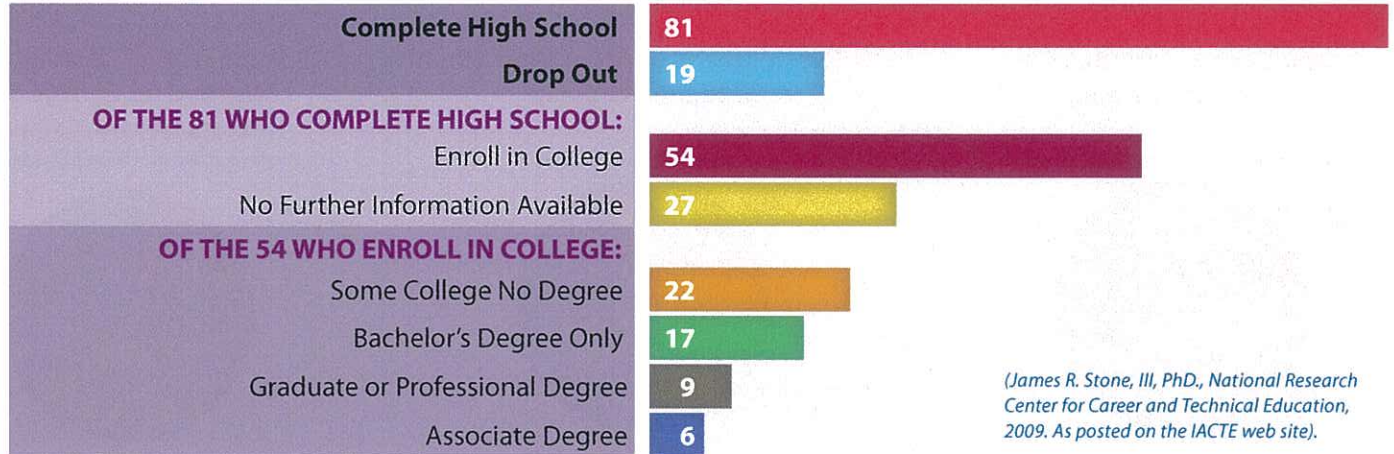
1. Source for Wage Data: Illinois Department of Employment Security (IDES), Third Quarter, 2009



# CTE — Education That Works

## What Happens to 100 Incoming Ninth-graders?

100 STUDENTS



*(James R. Stone, III, PhD., National Research Center for Career and Technical Education, 2009. As posted on the IACTE web site.)*


### ILLINOIS CTSOs

In 2010 Illinois Career and Technical Student Organizations served 35,453 high school students in 846 chapters by enhancing essential leadership and technical skills through rigorous programming and competition opportunities.

- BPA:** Business Professionals of America
- DECA:** Marketing, Management & Entrepreneurship
- FBLA:** Future Business Leaders of America
- FCCLA:** Family, Career & Community Leaders of America
- HOSA:** Health Occupations Students of America
- FFA:** Agricultural Education
- SkillsUSA:** Most CTE Areas
- TSA:** Technology Student Association

The more students participate in Career Technical Student Organization activities, the higher their academic motivation, academic engagement, grades, career self-efficacy and college aspirations—factors often linked to high school graduation.

*(Alfeld, C., et al., Looking Inside the Black Box: The Value Added by Career and Technical Student Organizations to Students' High School Experience, National Research Center for CTE, 2007)*



A person with an associate degree or two year credential will earn, on average, over \$5,000 a year more than a person with just a high school diploma and a person with a **CTE-related associate degree or credential will earn between \$5,000 and \$15,000 more a year** than a person with a humanities or social science associate degree.

*(Jacobson, L., et al, Pathways to Boosting the Earnings of Low-Income Students by Increasing Their Educational Attainment, Gates Foundation/Hudson Institute, 2009)*